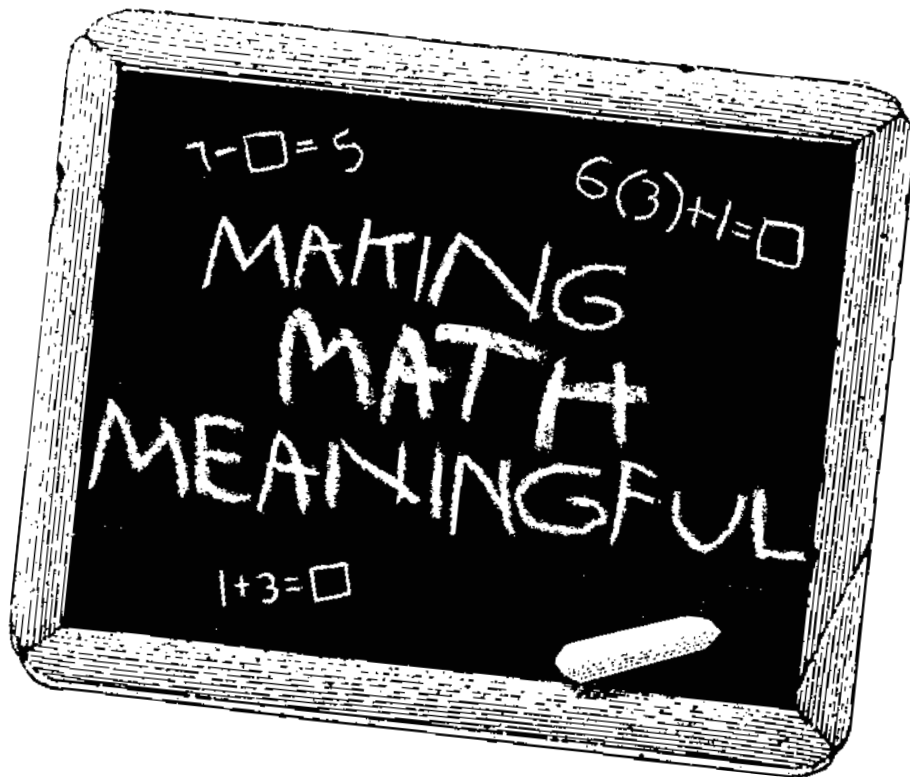


Level 1 — Student Book

Revised Edition



by David Quine

The Cornerstone Curriculum Project is the family ministry of David and Shirley Quine. We are dedicated to providing the best quality products at a reasonable price. Our ability to do so is dependent on your support. **Level 1** of Making Math Meaningful consists of a **Parent/Teacher Guide** and a **Student Book**. The Student Book is a consumable book, that is, the student pages are to be written on by your child. Please do not reproduce the student pages. You may purchase additional copies of the Student Book for other children in your family from your local supplier or directly from The Cornerstone Curriculum Project. If you see the Student Book at a used curriculum sale, please do not buy it.

© 1997 The Cornerstone Curriculum Project

The Cornerstone Curriculum Project
2006 Flat Creek Place
Richardson, Texas 75080
(972) 235-5149

CHAPTER 3: EQUALIZING SENTENCES

making two groups equal

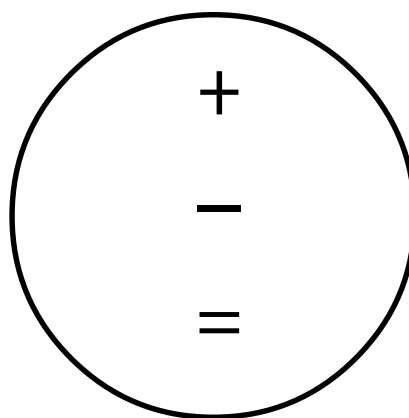
- 1 Given an open (unfinished) equalizing situation involving the numbers 0-20 in which the amount to be added on or taken away is unknown, writes a sentence which represents that situation (for example: $5 + \square = 14$, $13 - \square = 6$).
- 2 Given an open equalizing situation involving the numbers 0-20 in which the amount to be added on or taken away is unknown, chooses a sentence which represents that situation.

EQUALIZING

SENTENCES

$$\square - 3 = 11$$

$$5 + \square = 17$$



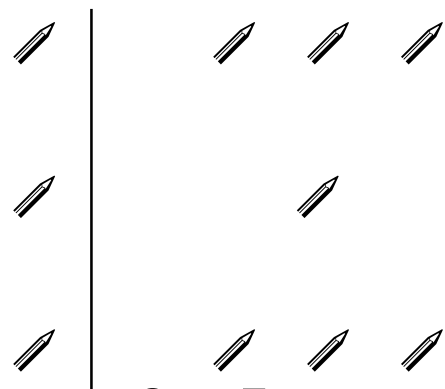
- 3 Given an open equalizing situation involving the numbers 0-20 in which one of the groups to be equalized is unknown, writes a sentence which represents the situation (for example, $\square - 2 = 4$, $5 = \square + 3$, $2 + 6 = \square$, $\square = 10 - 3$).
- 4 Given an open equalizing situation involving the numbers 0-20 in which one of the groups to be equalized is unknown, chooses a sentence which represents that situation.

Read the order sentence.

Circle the group in the picture that you will change, and the number that represents that group.


Write the appropriate symbol in the box.

1.



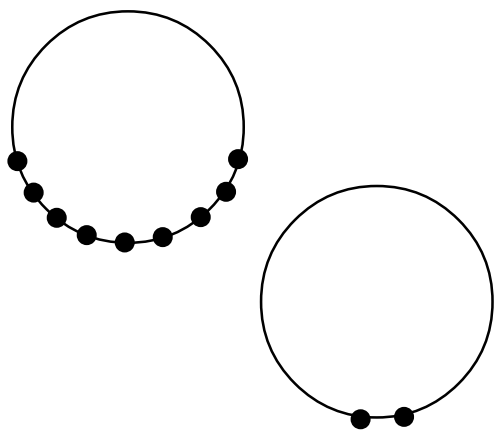
$3 < 7$

3.



$8 > 2$

2.



$9 > 2$

4.



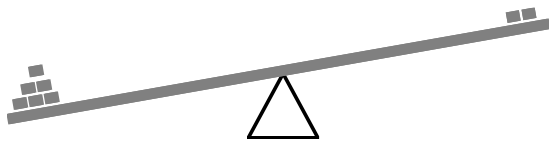
$4 < 8$

Circle the group in the picture that you will change. Show how to make the two groups equal by writing the appropriate symbol in the box.

1. weight

M

P

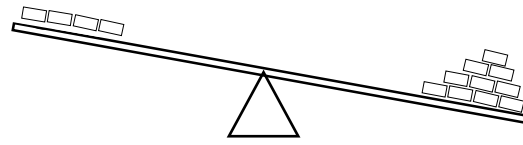


$M > P$

3. weight

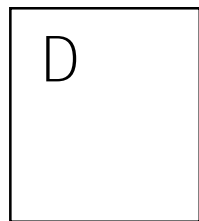

S

Q




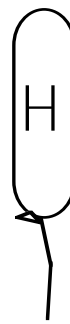
$S < Q$

2. area



$B > D$

4. area

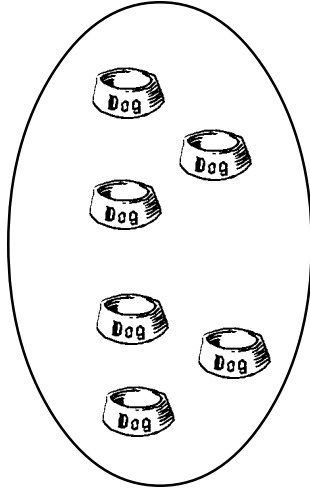


$H < J$

STUDENT PAGE 2 ACTIVITY 3D

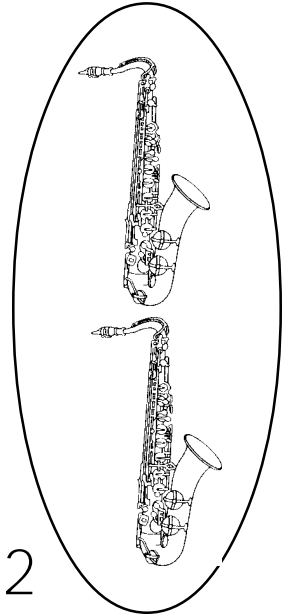
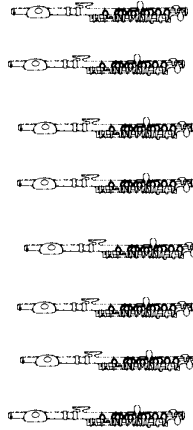
Show how to make the two groups equal.
Write + or -.

1.





$$3 < 6$$

3.



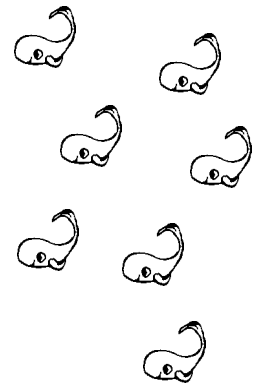

$$8 > 2$$

2.



$$9 > 4$$

4.





$$1 < 7$$

STUDENT PAGE 3 ACTIVITY 3D

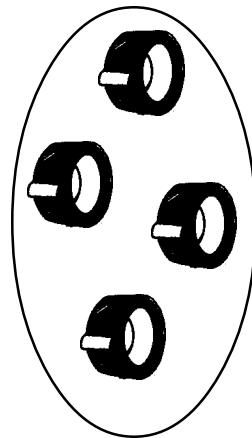
Show how to make the two groups equal.
Write + or -.

1.





$$4 > 3$$

3.





$$8 > 4$$

2.



$$3 > 0$$


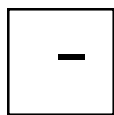
4.



$$7 > 2$$

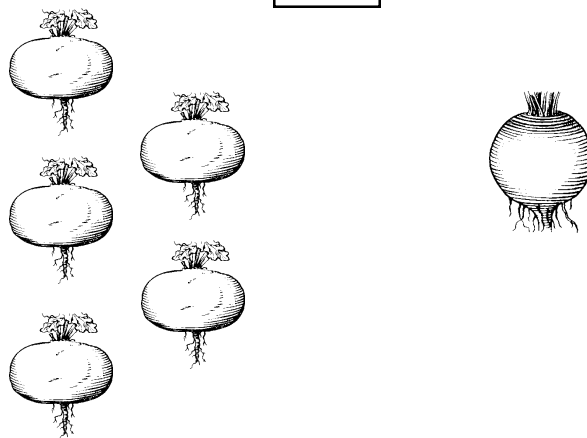
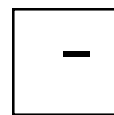
Equalize the groups. Circle the group you must change. Circle the number that tells the group.

1.




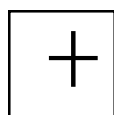
$7 > 3$

3.



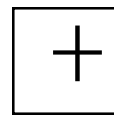
$5 > 1$

2.



$4 > 1$

4.


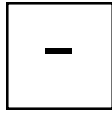


$3 < 6$

STUDENT PAGE 5 ACTIVITY 3D

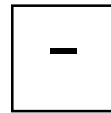
Equalize. Circle the groups you must change. Circle the number that represents the group.

1.




$$3 < 8$$

3.



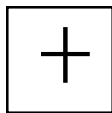


0 0
0 0
0 0





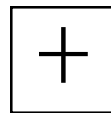
$$6 > 5$$

2.



$$4 < 7$$

4.



$$1 < 2$$

Circle the correct sentences.

1. Jason has 8 cookies and David has 13. David is going to eat some of his so that he has the same number as Jason.

$$8 + \square = 13$$

$$8 = 13 - \square$$

2. Susan put lots of ice cream in her dish (S). She put a little bit of ice cream in Mary's dish (M). Their Mom will take some away so Susan and Mary will get the same amount.

$$S - \square = M$$

$$M = S - \square$$

3. Bill has a long brown rope (B). Adam has a short green rope (G). Bill will cut the rope so the ropes are the same length.

$$B = G - \square$$

$$B - \square = G$$

$$B + \square = G$$

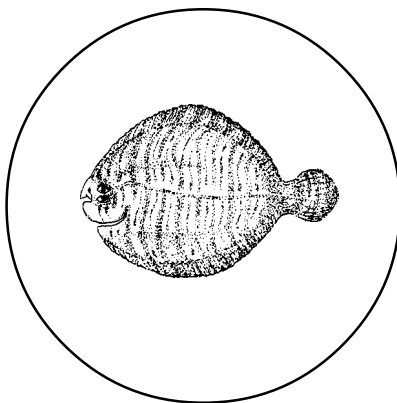
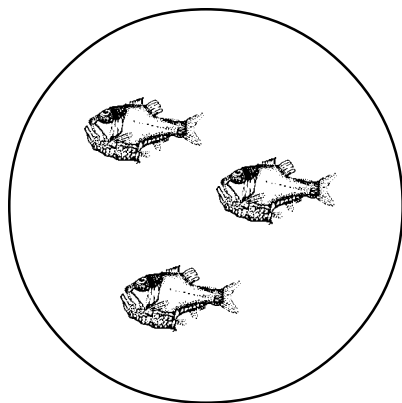
4. James and Luke were rock hunting. James finds 9 big red ones. Luke finds 12 little black rocks. James will find some more so he has as many as Luke.

$$9 + \square = 12$$

$$9 = 12 - \square$$

Circle the correct sentences.

1.





$$3 + \square = 1$$

$$3 = 1 - \square$$

$$3 - \square = 1$$

2.

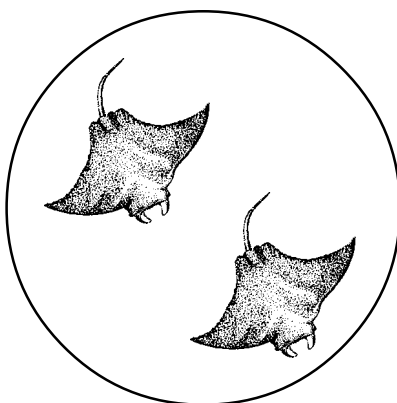
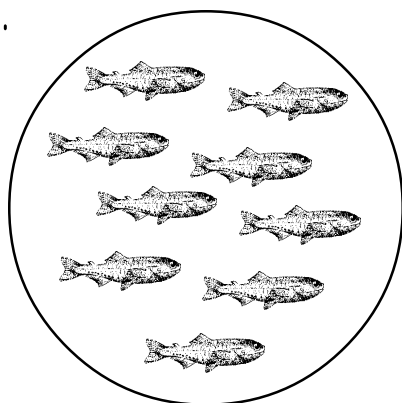


$$4 + \square = 10$$

$$10 = 4 + \square$$

$$4 = 10 + \square$$

3.



$$9 + \square = 2$$



$$9 = 2 + \square$$

$$\square - 9 = 2$$

STUDENT PAGE 25 ACTIVITY 3M

Circle the correct sentences.

1.





$$7 - \square = 8$$

$$7 = 8 - \square$$

$$7 = \square - 8$$

2.


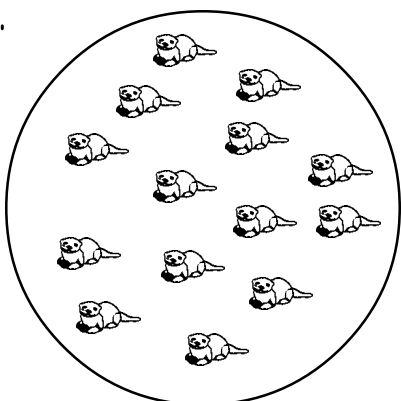


$$12 = 5 + \square$$

$$12 = 5 - \square$$

$$5 = 12 - \square$$

3.



$$10 = 14 - \square$$

$$10 = 14 + \square$$


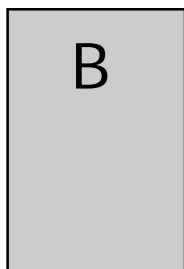
$$14 = 10 + \square$$

STUDENT PAGE 26 ACTIVITY 3M

Circle the correct sentences.

1.

area





$$B = W + \square$$

$$B - \square = W$$

$$B + \square = W$$

2.

area





$$Q - \square = L$$

$$Q + \square = L$$

$$Q = L - \square$$

3.

area



$$F + \square = N$$

$$F = N - \square$$

$$F = N + \square$$

STUDENT PAGE 27 ACTIVITY 3M

Circle the correct sentences.

1. Betty cut 10 pink roses. Ann has 1 red rose. They want to make the number of roses equal.

$$10 + \square = 1$$

$$10 - \square = 1$$

2. Sam cuts a pink rose with a short stem (S). Beth cuts a pink rose with a long stem (B). They want to make their roses equal in length.

$$S - \square = B$$

$$S = B - \square$$

3. Kim is making baskets of roses. She puts 10 roses in one basket. She puts 18 roses in another basket. How could she make the roses in each basket equal?

$$10 + \square = 18$$

$$10 = 18 - \square$$

$$10 = 18 + \square$$

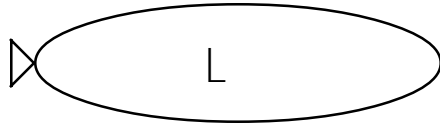
4. Beth has 8 roses. Ben has 5 roses. What could they do to make the number of roses equal?

$$8 + \square = 5$$

$$8 - \square = 5$$

Circle the correct sentences.

1. length

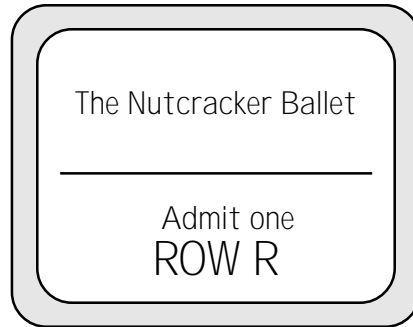
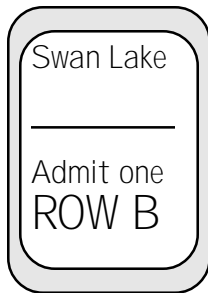


$$L = S + \square$$

$$S = L + \square$$

$$L = S - \square$$

2. area

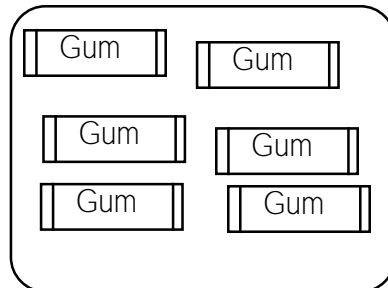
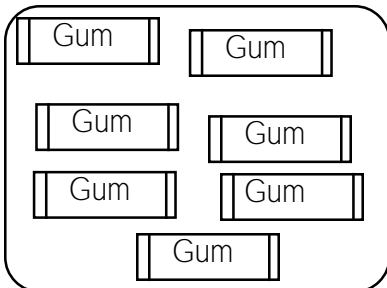


$$R - \square = B$$

$$R = B - \square$$

$$R + \square = B$$

3. number

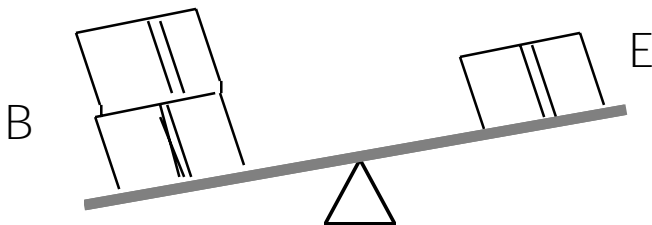


$$6 = 7 - \square$$

$$6 + \square = 7$$

$$6 = 7 + \square$$

4. weight



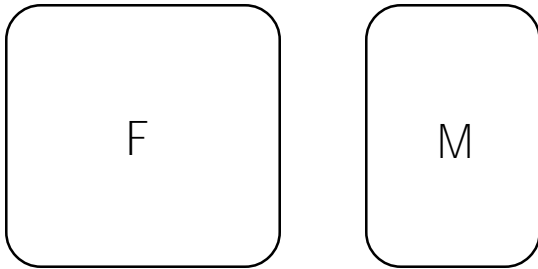
$$B = E + \square$$

$$E = B + \square$$

$$E = B - \square$$

Circle the correct sentences.

1. area

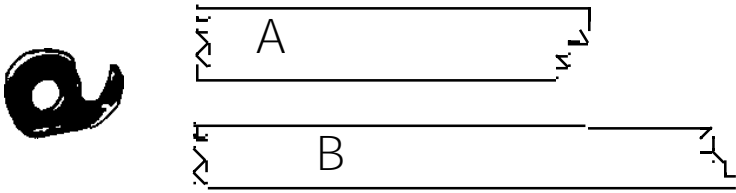


$$F + \square = M$$

$$F - \square = M$$

$$F = M - \square$$

2. length

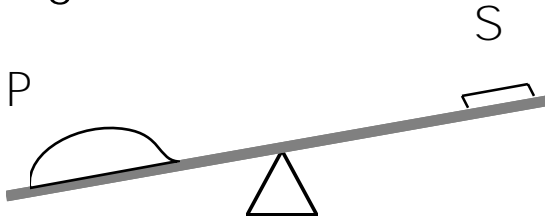


$$A = B - \square$$

$$A - \square = B$$

$$A = B + \square$$

3. weight




$$P = S + \square$$

$$P = S - \square$$

$$P + \square = S$$

4. number



$$6 - \square = 9$$

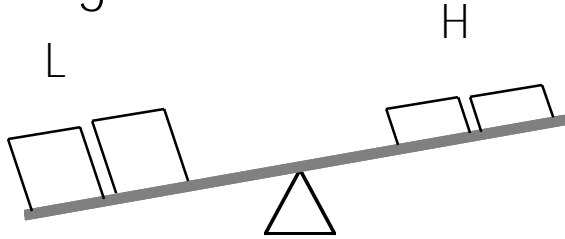
$$6 = 9 - \square$$

$$6 + \square = 9$$

STUDENT PAGE 30 ACTIVITY 3M

Circle the correct sentences.

1. weight

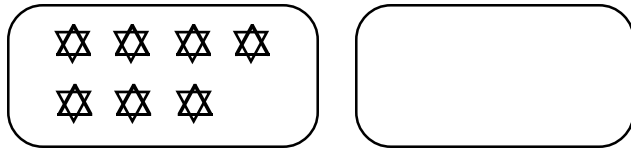


$$L - \square = H$$

$$L = H - \square$$

$$L + \square = H$$

2. number




$$7 + \square = 0$$

$$7 = 0 + \square$$

$$7 - \square = 0$$

3. length

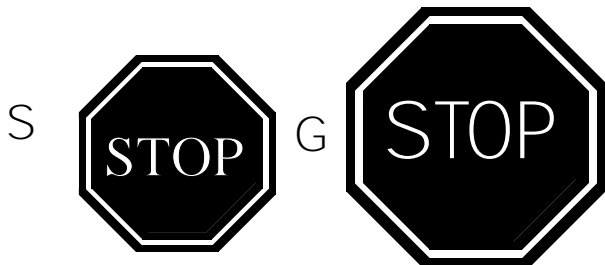


$$Y = M - \square$$

$$Y + \square = M$$

$$Y = M + \square$$

4. area



$$S - \square = G$$


$$S = G - \square$$

$$S + \square = G$$


Equalizing groups.

Write a sentence with a \square .

1.





+ 2



=


2.




- 4

=

3.



- 3



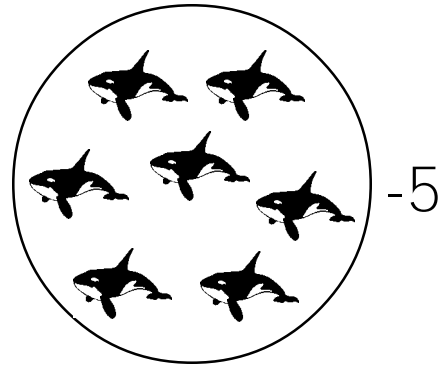

=

STUDENT PAGE 48 ACTIVITY 3Q

Equalizing groups.


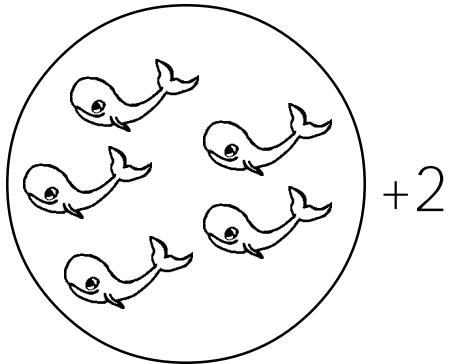
Write a sentence with a \square .

1.




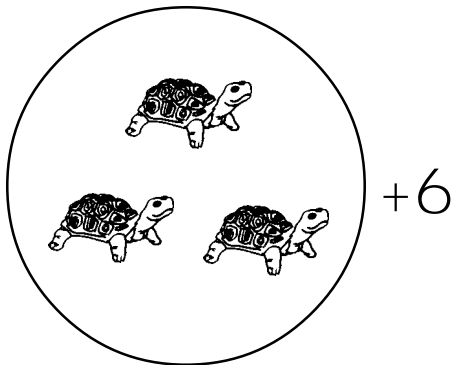
=

2.



=

3.





=

STUDENT PAGE 49 ACTIVITY 3Q

Equalizing groups.

Write a sentence with a \square .

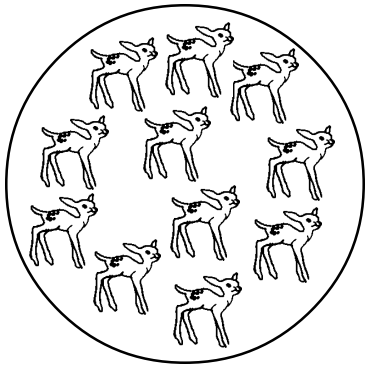
1.




+6

=

2.




-4




=

3.



-9



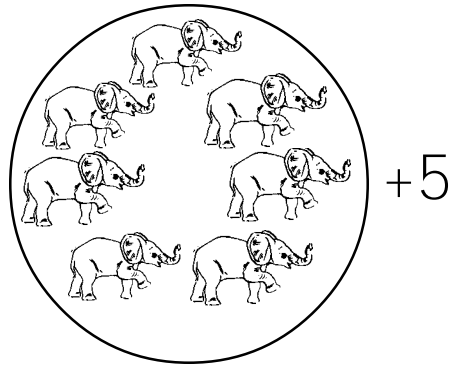

=

STUDENT PAGE 50 ACTIVITY 3Q

Equalizing groups.



Write a sentence with a \square .

1.



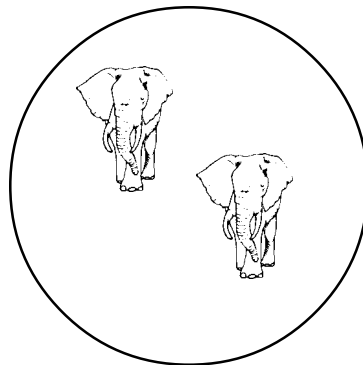
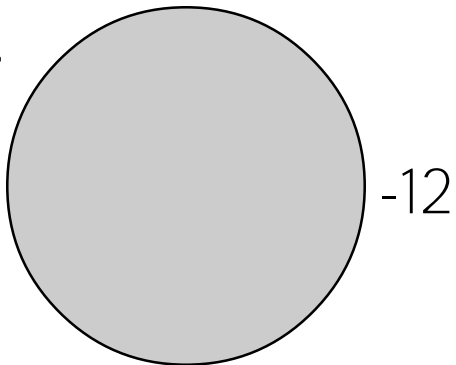
=

2.



=

3.



=

STUDENT PAGE 51 ACTIVITY 3Q

Write a sentence with a \square .

1. Terri saw some cats.
Polly saw 14 cats.
Then 4 of the cats Polly saw ran away.
Now they are equal.
2. Jerry saw 11 black cats and some yellow cats.
4 of the yellow cats ran away.
They are equal now.
3. Terri saw lots of cats.
Reneé saw 6 and then 6 more.
Now they have seen the same number of cats.
4. Polly saw 15 black cats.
Terri saw some.
Then Terri saw 3 more.
Now they have seen the same number of cats.
5. Jerry has 9 striped cats.
Reneé has some.
Then 2 of the cats Jerry had ran away.
Now they are equal.

STUDENT PAGE 52 ACTIVITY 3Q

Write a sentence with a □.

1. Mr. Hayes, a fireman, had 10 buckles on his boot.
Mr. Burton had buckles on his boot also.
Mr. Burton got 2 more buckles on his boot.
Now the boots have the same number of buckles.

2. Mr. Hayes put out some fires.
Mr. Burton put out 13 fires.
Mr. Burton put out 5 more fires.
Now they have put out the same number of fires.

3. The yellow fire truck had 3 hoses.
The red fire truck had some hoses.
Mr. Hayes put 5 more hoses on the yellow truck.
Now the fire trucks have the same number of hoses.

4. The fire dog had lots of spots.
The fire cat has 4 big spots.
If the dog could take off 10 spots,
then it will have the same number of spots as the cat.